

## Kindergarten Mutch Home Learning Week 3

Choose 1-2 from Math and 1-2 from Literacy each day: (It's ok to do the same one on more than one day.)

(The links should work when you click on them)

### Math

Start at 4 and count to 10. (4, 5, 6, 7, 8, 9, 10)  
Start at 2 and count to 8. Start at 5 and count to 9. Start at 3 and count to 7. (Students should be able to do this without starting at 0 or 1)

Play Spring Animals Count (After you count, drag the yellow number to the animal at the top. Click the green flashing arrows to get to the next screen)  
<https://www.primarygames.com/math/springanimalscount/>

Practice writing numbers between 0 - 10: Get a partner to hold up their fingers and you write down how many fingers they are holding up.  
Take turns with your partner.

Subitizing is the ability to quickly identify the number of items in a small set without counting. Practice with this video:  
<https://www.youtube.com/watch?v=A1Mazc-SsGO>

Earth Day Sort: Sort the litter into the correct recycling container.  
<https://www.starfall.com/h/holiday/earthday/?sn=main>

### Literacy

Play the rhyming game "Alphabats". Students click on the words to hear them and drag the one that rhymes beside the bat at the top.

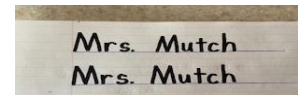
[https://www.abcya.com/games/alphabats\\_rhy](https://www.abcya.com/games/alphabats_rhy)

Interactive calendar

<https://www.starfall.com/h/holiday/calendar/?sn=main>

Write 3 sentences about a topic of your choice. I have some ideas and guidelines attached to this post.

Practice printing your name. Remember that the only uppercase letter is the first letter in your name. Here's my name:



Find 5 things inside or outside that start with the letter Cc and draw a picture of one of them.

(Example: cat, circle, coat, crayon, candy, carrot)

Week 3

- Students are encouraged to read/be read to for 30 minutes each day. This can be picture books, cartoons, recipes, magazines, audio books, etc. Because we are just beginning to read, we've learned 3 ways to read a book:

1. Read by talking about the pictures 2. Read the words. 3. Retell a book that someone has previously read to you.

<https://www.tumblebooklibrary.com/Default.aspx?ReturnUrl=%2f> Username – nblib Password – nbschools

<https://www.storylineonline.net/>

Encourage students to recognize words that rhyme with our sight words. For example: if you know the word **me**, what would this word be? **he, be, we** (we've talked about "sh" sound, so many students will recognize "she")

I mom/Mom dad/Dad is am a here me little my the big look come on

- Miss Downey has a weekly post on her NSEE teacher page which will include activities for the 30 minutes of wellness suggested each day. <http://nsee.nbed.nb.ca/teacher/miss-downey>
- Miss Mountain has a weekly post on her NSEE teacher page for a First Nation lesson. <http://nsee.nbed.nb.ca/teacher/ms-mountain>
- It was Earth Day on Wednesday, please draw a picture of something special that you did for Earth Day, or something that you could do to help the Earth. Send your picture to our class Facebook page, my email [heather.mutch@nbed.nb.ca](mailto:heather.mutch@nbed.nb.ca) or my Facebook Messenger. My picture is below:



























1 2 3 4 5 6 7 8 9 10

Here are some hints to help you remember how to make each number. Have fun!

<p><b>1</b> The straight line one... Is fun.</p>	<p><b>6</b> Round like a loop Six rolls a hoop.</p>
<p><b>2</b> Around and back Like a railroad track. Two-o, two-o, two-o-o-o!</p>	<p><b>7</b> Across the sky and down from heaven That's the way we make a seven.</p>
<p><b>3</b> Around a tree Around a tree That's the way we make a three.</p>	<p><b>8</b> Make an s... but do not wait - Go right back up and make an eight.</p>
<p><b>4</b> Down and over Down and over That's the way we make a four.</p>	<p><b>9</b> A loop and a line - That's nine.</p>
<p><b>5</b> Pat old five - Goes down and around Put a hat on top And see what you've found!</p>	<p><b>10</b> A straight line one And a circle again... That's ten.</p>



### Alphabet Chart

<b>Aa</b> 	<b>Bb</b> 
<b>Cc</b> 	<b>Dd</b> 
<b>Ee</b> 	<b>Ff</b> 
<b>Gg</b> 	<b>Hh</b> 
<b>Ii</b> 	<b>Jj</b> 
<b>Kk</b> 	<b>Ll</b> 
<b>Mm</b> 	<b>Nn</b> 
<b>Oo</b> 	<b>Pp</b> 
<b>Qq</b> 	<b>Rr</b> 
<b>Ss</b> 	<b>Tt</b> 
<b>Uu</b> 	<b>Vv</b> 
<b>Ww</b> 	<b>Xx</b> 
<b>Yy</b> 	<b>Zz</b> 

# Earth Day



Turn off  
lights



Plant a tree



Save  
Water



Pick Up Garbage

Week 3