

*Mrs. Sullivan's Home Learning Choices*

*Week Of April 27-May 1*

*Online*

*or*

*On Hand*

**Math**

**Math**

**Reflex Fact Practice**

This is a webpage your child has used frequently in the past.

Link:

<https://www.reflexmath.com/>

**Play 25** The object of the game is to get cards that add to exactly 25, by adding the total of **any** cards in your hand. Remove face cards first. Dealer deals out 3 cards to each player. Players draw 1 card from deck each turn. Each time you can make a total of 25 with your cards, you get a point, and lay only those cards down in a pile in front of you. If you have no cards left in your hand when you make your 25, you draw 3 new cards. Play until draw deck is used. Whoever made the most "25" piles wins!

**This Week's Theme: Perimeter**

**This Week's Theme: Perimeter**

<https://toytheater.com/perimeter-climber/> Add sides

<https://apps.mathlearningcenter.org/geoboard/>  
Geoboard Perimeter

<https://www.mathsisfun.com/geometry/perimeter.html> Measure perimeters

[http://www.learnalberta.ca/content/me3us/flash/lessonLauncher.html?lesson=lessons/12/m3\\_12\\_00\\_x.swf](http://www.learnalberta.ca/content/me3us/flash/lessonLauncher.html?lesson=lessons/12/m3_12_00_x.swf)  
Perimbots

<http://www.shodor.org/interactivate/activities/PerimeterExplorer/> Perimeter explorer

**Perimeter hunt**

Gather these things:

- Book
- Kleenex box
- Photo
- Playing card

Measure the distance around the rim of the 4 sides in centimeters. What were their perimeters?



**Shoe Too**

How would you find the perimeter of the sole of your shoe?

Give it a try. How did you do it?



**Card Perimeters**

Use 4 playing cards.

Arrange them flat on a table any way, but with sides touching together, no overlaps.

Try making 3 different shapes. Then measure their perimeters each time. What did you notice?



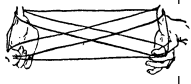




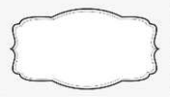
**Quadriperimeter**

Roll dice 4 times. Each roll will be the length of one side of your shape in centimeters. Can you make a closed quadrilateral (4 sided shape)?

What is the perimeter of it?

1 point for whoever has the largest perimeter.



|   |   |   |   |   |
|---|---|---|---|---|
| <p><b>Literacy: Theme: Travel Back in Time</b></p> <p><a href="http://www.virtualmuseum.ca/sgc-cms/expositions-exhibitions/esprits-spirits/English/Dig/digdown.html">http://www.virtualmuseum.ca/sgc-cms/expositions-exhibitions/esprits-spirits/English/Dig/digdown.html</a><br/>Go Dig!</p> <p><a href="https://www.brainpop.com/games/jowilderandthecapitolcase/?topic_id=">https://www.brainpop.com/games/jowilderandthecapitolcase/?topic_id=</a> Solve Artifact Hunt</p> <p><a href="https://www.amnh.org/explore/ology/archaeology/tools-of-the-trade2">https://www.amnh.org/explore/ology/archaeology/tools-of-the-trade2</a> Archaeologist Tools</p> <p><a href="https://www.youtube.com/watch?v=ewqFhNw9k7g">https://www.youtube.com/watch?v=ewqFhNw9k7g</a><br/>Marbles</p> <p><a href="https://www.youtube.com/watch?v=VpHTPnrYLzQ">https://www.youtube.com/watch?v=VpHTPnrYLzQ</a><br/>Cats cradle video</p> <p><a href="https://www.wonderopolis.org/wonder/what-makes-a-toy-top-spin">https://www.wonderopolis.org/wonder/what-makes-a-toy-top-spin</a> Toy Top</p> <p><a href="http://www.waynesthisandthat.com/how%20to%20make%20button%20spinners.html">http://www.waynesthisandthat.com/how%20to%20make%20button%20spinners.html</a> Button Spinner</p> <p><a href="http://www.mugwumps.com/whammy.html">http://www.mugwumps.com/whammy.html</a></p> | <p><b>Literacy: Theme: Travel Back In Time</b></p> <p><b>1.Call a grandparent or elderly relative:</b><br/>Ask them:<br/>When you were in Grade3:<br/>♦What was school like?<br/>♦What device did you use to listen to music?<br/>♦What were popular songs?<br/>♦What toys did you play with?<br/>♦What games did you play?</p> <p><b>2.Do a handprint or hand tracing</b><br/>♦Print or write your full name neatly on it.<br/>♦Write date and place.<br/>♦Write the answers to the same questions you asked your relative.<br/>♦Put in your own memory book or photo/scrapbook album.</p> | <p><b>Play an old time game:</b></p> <p>Cats Cradle<br/></p> <p>Marbles<br/></p> <p>Top<br/></p> | <p><b>Make a Button Spinner or a Pencil Spinner(Whammy Diddle)</b><br/></p> <p>Start with the largest button you can find. Thread about a metre of string through each side to form a loop. Tie it off.</p> <p></p> <p>Get a parent to make notches on an old pencil. Make a spinning wing out of cardboard. Pin it into the eraser using a thumbtack. Use another pencil to run along the notches.</p> | <p><b>Kitchen table museum:</b><br/>Make a museum display of 5 old objects from your home: toys, tools, clothes, jewelry dishes/china, photos, record albums, cooking utensils, books quilts, buttons, other collections</p> <p>Make a label to lay beside each item for your family to read. It should have the name of the object, the age, and what it is made of /used for.</p>  |
| <p><b>30 min Reading Ideas</b></p> <p><a href="http://www.readwritethink.org/files/resources/interactives/construct/">http://www.readwritethink.org/files/resources/interactives/construct/</a> Construct a word</p> <p><a href="https://pbskids.org/superwhy/games/wonder-reds-rhyme-racer/index.html">https://pbskids.org/superwhy/games/wonder-reds-rhyme-racer/index.html</a> Rhyme</p> <p><a href="http://www.handwritingforkids.com/handwrite/cursive/animation/lowercase.htm">http://www.handwritingforkids.com/handwrite/cursive/animation/lowercase.htm</a> Handwriting</p> <p><a href="https://www.abcya.com/games/make_a_word_search">https://www.abcya.com/games/make_a_word_search</a> Word Search</p> <p><a href="https://www.abcya.com/games/letter_blocks">https://www.abcya.com/games/letter_blocks</a> Letter Blocks</p> <p><a href="http://learnenglishkids.britishcouncil.org/games/wordshake">http://learnenglishkids.britishcouncil.org/games/wordshake</a> Wordshake game</p>  | <p><b>30 min Reading Ideas</b></p> <p><b>Rhyming game</b><br/>How many rhyming words can you make that end with these word families?<br/>-at<br/>-in<br/>-op<br/>-ate<br/>-ine<br/>-ope</p>   | <p><b>Cursive writing</b><br/>Practice writing your name<br/>Practice writing your correct address</p>  | <p><b>Do a Crossword puzzle or Word Search</b><br/>Or<br/><b>Make a word search</b><br/>Choose 10 words<br/>Draw a 15 X15 grid<br/>Print each word neatly in different parts of the grid.<br/>You can go in any direction.<br/>Fill in the empty parts with random letters.</p>   | <p><b>Word Work:</b> Can you make 30 words using these?<br/><b>a e e i c n p t</b></p> <p>Must have 3 letters, be spelled correctly, and no proper nouns. Use all the letters. Can you get the final word?</p>  |

## *Other Subjects*

|  |   |
|--|---|
| <p><b>Wellness:</b><br/>Please see Miss Downey's Teacher Page for weekly activities<br/><a href="http://nsee.nbed.nb.ca/teacher/miss-downey">http://nsee.nbed.nb.ca/teacher/miss-downey</a></p>  | <p><b>Wellness: Sock Bowling</b><br/>Make three sock balls.<br/>Clear a floor space in your house, like a hallway.<br/>Set up six empty empty plastic bottles as bowling "pins" at one end of the space.<br/>Roll the sock balls on the floor and try to knock over the pins! Strike!</p> |
| <p><b>First Nation's/Culture</b><br/>Please see Ms. Mountain's Teacher Page for weekly activities<br/><a href="http://nsee.nbed.nb.ca/teacher/ms-mountain">http://nsee.nbed.nb.ca/teacher/ms-mountain</a></p>  | <p><b>First Nation's/Culture</b><br/><b>Table Talk:</b><br/>What is one thing you can't do yet that you want to practice?<br/>Ex: whistle, cartwheel, backflip, hula hoop, ride bike, dribble basketball<br/>What is your secret hidden talent that people at school might not know?</p>  |
| <p><b>Science: Challenge</b><br/><a href="http://stemnorth.nbed.nb.ca/sites/stemnorth.nbed.nb.ca/files/doc//y2020/Apr/asdn_weekly_steam_issue_4.pdf">http://stemnorth.nbed.nb.ca/sites/stemnorth.nbed.nb.ca/files/doc//y2020/Apr/asdn_weekly_steam_issue_4.pdf</a><br/><br/><a href="https://www.brainpop.com/games/birdsonghero/?topic_id=">https://www.brainpop.com/games/birdsonghero/?topic_id=</a> Learn to identify bird songs</p> | <p><b>Science:</b><br/><b>Bird Watching:</b><br/>Go out and spot birds or bird nests in your area. (This is a great time to spot nests before the leaves come in and hide them.) Use binoculars if you have them. How many different kinds can you find?</p>                              |
| <p><b>Music:</b> <a href="https://www.cartoonito.co.uk/campaigns/xylophone-app">https://www.cartoonito.co.uk/campaigns/xylophone-app</a></p>   | <p><b>Music: Musical bottles-fill with water and experiment</b><br/>Gather some unused different sized glass jars/bottles and fill them with different amounts of water. Use a wooden spoon and see what kinds of sounds you can make. How does changing the water level affect it?</p>   |
| <p><b>Fun Friday Art Lesson:</b><br/>Lunch doodles with Mo Williams:<br/><a href="https://www.youtube.com/watch?v=RmzjCPQv3y8">https://www.youtube.com/watch?v=RmzjCPQv3y8</a></p>   | <p><b>Fun Friday Art Lesson: Doodles</b><br/>Make doodles using different kinds of lines like:<br/>Triangles, spirals, straight lines, checkerboards,</p>   |
| <p><b>French</b><br/><a href="https://www.french-games.net/frenchtotics">https://www.french-games.net/frenchtotics</a></p>   | <p><b>Make a poster</b><br/>With these words at the top: J'aime (I like)<br/>Draw some things that you like to do, eat, listen to, watch, play</p>  |