

Kindergarten Mutch Home Learning Week 6

Choose 1-2 from Math and 1-2 from Literacy each day: (It's ok to do the same one on more than one day.)

(The links should work when you click on them)

Math

Your child should be able to **automatically** tell you the number that is 1 or 2 less than the number that you say (up to 10). What is 1 less than 5? 2 less than 9? Some children may find it easier to use a numberline, so I have included one below the learning mat.

Play the same game as above, but instead of doing it orally, have your child write down the answer. Please correct any backwards numbers and use the numberline below if needed.

Molly the Unicorn needs your help using the words more, less and equal (which means the same)
<https://www.abcya.com/games/kindergarten>

Here's a Mother's Day Matching game that will work on your memory skills:
https://www.primarygames.com/holidays/mothersday/games/match_up/

Discuss the words shorter/taller (longer) using the following idea: Ask your child to compare the length of one of his/her shoes with shoes that belong to family members. Line the heels up against a wall and put them in order from shortest to longest.

Literacy

Practice beginning sounds and rhyming:

ig: <https://www.starfall.com/h/ltr-sv-i/maw-ig/?sn=ltr-classic>

ip: <https://www.starfall.com/h/ltr-sv-i/maw-ip/?sn=ltr-classic>

Open the post attached: "**Practicing Sight Words**". Students will practice reading and writing sight words they should recognize. **This week is a review of the word "big" and introduces the word "he".

Write 2-3 sentences about a topic of your choice. I have some ideas and guidelines attached to this post. I would love to see any stories that students would like to share with me!

Practice printing these 2 sight words - **big**, **he** several times. Practice these words by clicking on: **The Big Hit**. I would suggest that students listen to the story first (click on the box with the ear) and then try rereading it with limited help each day.
<https://www.starfall.com/h/ltr-classic/?mg=k>

Find 5 things inside or outside that **end** with the letter r and draw a picture of one of them.
(car, water, hair, star, flower, paper, door)

Week 6

- Students are encouraged to read/be read to for 30 minutes each day. **I would encourage students to practice reading The Big Hit each day**, and continue to review **Zac the Rat & Peg the Hen**. Students could also read picture books, cartoons, recipes, magazines, audio books, etc. We've learned 3 ways to read a book:

1. Read by talking about the pictures 2. Read the words. 3. Retell a book that someone has previously read to you.

<https://www.tumblebooklibrary.com/Default.aspx?ReturnUrl=%2f> Username – nblib Password – nbschools

<https://www.storylineonline.net/>

I know that several students are enjoying the Starfall calendar. Although it's not on the learning mat, please feel free to still use it as part of your daily routine:

Interactive calendar <https://www.starfall.com/h/holiday/calendar/?sn=main>

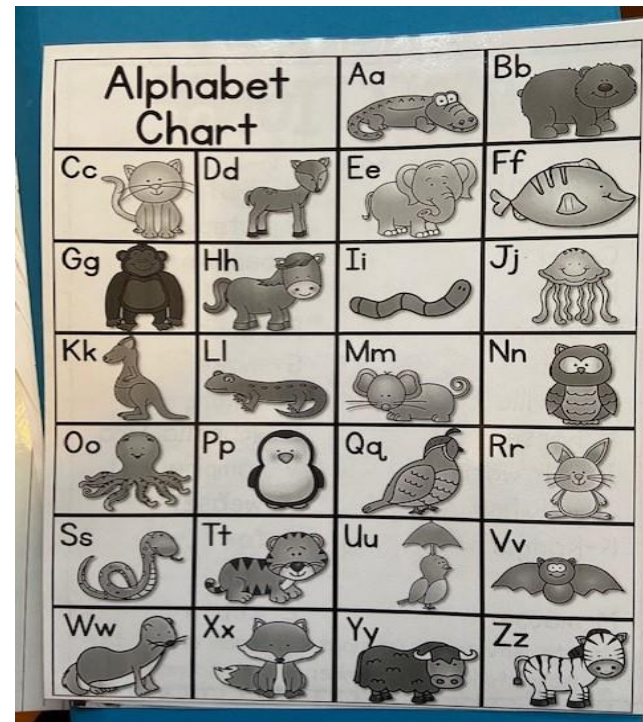
This week we are reviewing the word big and introducing the word he. There are activities on the learning mat above to help learn these words.

**I mom/Mom dad/Dad is am a here me little my the big look come on
go, in, to, he**

Fun Friday Art Project: My students know that I have 2 cats, so I thought that we could practice drawing cats this week. Send me a picture when you draw your cat, and tell me its name. (It can be your real cat, or an imaginary one 😊) The instructions and my pictures are below:

Number Line:

0-1-2-3-4-5-6-7-8-9-10




HOW TO DRAW A **CAT**
in
6 Easy Steps




STEP 1: Draw a circle for the head.



STEP 2: Draw the body.



STEP 3: Draw the tail.




STEP 4: Draw the ears.



STEP 5: Draw the feet.



STEP 6: Draw the eyes, mouth, nose and whiskers.



Week 6