

Mrs. Sullivan's Home Learning Choices

Week Of May 4-8

Online

or

On Hand

Math

Reflex Fact Practice

This is a webpage your child has used frequently in the past.

Link:

<https://www.reflexmath.com/>

Math

Race to 100: Try this using mental math, or use our "Add Tens, Add Ones" Strategy.

The object of the game is to roll number pairs that add closest to a sum of 100. Player 1 rolls dice two times. Ex: first roll is a 3, second roll is a 5-so writes **35** on scratch paper. Player two rolls the dice twice and records their two digit number. Ex: Rolls a 2, then a 6, so **26**. On next turn, Player one rolls a new two digit number and adds to their first amount (addend): Ex: Rolls a 4 and a 2, so 42. Player 1's addition will be $35+42=77$. Player 2 does the same with their rolls, Ex: Rolls a 4 and a 1, so 41. Player 2's addition will be $26+41=67$. 77 is closest to 100, so Player 1 gets a point. First player to get 5 points wins.

This Week's Theme: Mass

<https://pbskids.org/peg/games/happy-camel> Camel Weighing

<http://www.crickweb.co.uk/ks2numeracy-shape-and-weight.html> Show weight in kg Alien Weigh In

<https://www.splashlearn.com/math-skills/third-grade/measurements/weight-and-capacity-metric-units> Weight and capacity

<https://www.ictgames.com/mobilePage/mostlyPostie/index.html> Mostly Postie

<https://mathsframe.co.uk/en/resources/resource/87/itp-measuring-scales> Scales Practice

This Week's Theme: Mass

Mass Scavenger Hunt

Find 10 small things around the house- check the junk drawer!

Ex:

- | | |
|------------|-------------|
| a fork | lipstick |
| an eraser | bar of soap |
| a pencil | key ring |
| sunglasses | a nail |
| an apple | plastic toy |

Use your hands and be a human balance beam. Put one object in one hand, and compare it with another object in the other hand.

Arrange the objects in a row from lightest to heaviest.



Homemade scale

Make a homemade balance scale using a ruler, or board.

Balance the ruler by placing it on a book (or stack of books) deck of cards, or other item to create a mini see-saw.

Now, test the items you found in your scavenger hunt. How did you do?



Cupboard Check

Check out the items in your cupboards: Compare soup cans, Cookies, boxes of cereal, salad dressing, chips.

Look at the labels and take note of the weights.

Arrange from lightest to heaviest.



Flyer Masses

Look at the flyers and do a mass search: Can you find something that is around 50g, 100g, 500g, 1kg?

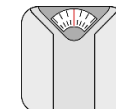
What were they?


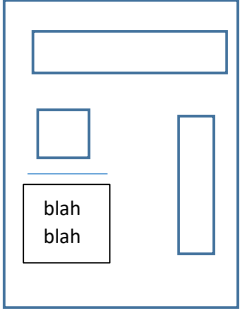
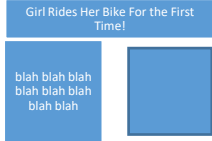
Or:

Toy Masses


Pick out some toys and arrange from lightest to heaviest.

If you have a scale at home, weigh them and compare? How did you do?



<p>Literacy: Theme: In The News</p> <p>http://www.learnalberta.ca/content/elci/index.html?!aunch=true The Best!!! All parts of Newspaper Elements</p> <p>https://www.newspaperclub.com/create/arthr Virtual Newspaper template</p> <p>http://www.readwritethink.org/files/resources/interactives/Printing_Press/ Virtual Newspaper template</p> <p>https://www.funenglishgames.com/writinggames/newspaper.html Choose the right headline</p> <p>http://resources.hwb.wales.gov.uk/VTC/big_news/eng/Introduct/StarterActivity. Parts of a news story</p> <p>http://www.scottle.edu.au/ec/viewing/L935/index.html# Point of View</p>	<p>Literacy: Theme: In The News</p> <p>Examine a Newspaper</p> <p>Get a hold of a real newspaper and look through it to see the sections. Look at how the front page is laid out.</p> <p>What is the newspaper's name? What are the headlines? Where does the author's name go? How many stories are on the front page? What are the kinds of fonts?</p>  <p>Layout: Plan your Paper</p> <p>Decide how it will look. What will you call it? Where will the title be?</p> <p>Get paper and a ruler. Draw spaces to put your story, pictures and extras in.</p>  <p>News Report</p> <p>Write one news report as if you were a reporter witnessing something interesting that you or your family have done over the last few weeks. Give it a title at the top. Remember to tell: Who, What, When, Where Why (How)</p> <p>Newspaper Picture</p> <p>Draw a picture of the scene to go with your report. Write a caption.</p>  <p>Extras:</p> <p>Add a Weather report for today's weather. Draw an icon to show the weather.</p> <p>Try making a :</p> <p>Word Search Comic Newspaper Ad Jokes Letter to Editor Horoscope</p>				
<p>30 min Reading Ideas</p> <p>https://www.cbc.ca/kidsnews/</p> <p>http://resources.hwb.wales.gov.uk/VTC/big_news/eng/Introduct/StarterActivity.htm Part 1</p> <p>http://resources.hwb.wales.gov.uk/VTC/big_news/eng/Introduct/MainSession.htm Part 2</p> <p>http://resources.hwb.wales.gov.uk/VTC/big_news/eng/Introduct/Plenary.htm Part 3</p>		<p>30 min Reading Ideas</p> <p>Newspaper Markup</p> <p>Read a newspaper. Circle the headline Put a box around the main idea of a story Put a ? beside a part that you didn't understand Put a ! beside an interesting idea Put a ✓ around a part you agree with Put an X around a part you disagree with</p> <p>Newspaper Features</p> <p>Does your newspaper have? Check each one: Weather Horoscope Word Search Comics Newspaper Ad Jokes Dear Abby Letter to Editor</p> <p>Newspaper Word Search</p> <p>Can you find all these words somewhere in your newspaper? Circle them: spokesperson daily quoted declined comment local Canadian</p> <p>Newspaper Poetry</p> <p>Cut out random words to make a poem</p> <p>Glue them on a blank sheet of paper. Examine the interesting fonts you've used. What was your poem about? Did it rhyme?</p>			

Other Subjects

<p>Wellness: Please see Miss Downey's Teacher Page for weekly activities http://nsee.nbed.nb.ca/teacher/miss-downey</p>	<p>Wellness: Get outside and rake some leaves or clean up some area of your yard. Your Mom's going to love the help!!!</p>
<p>First Nation's/Culture Please see Ms. Mountain's Teacher Page for weekly activities http://nsee.nbed.nb.ca/teacher/ms-mountain</p>	<p>First Nation's/Culture Table Talk: May 5 is Children's Day, and celebrated in many parts of the world. What is the best thing about being a child? What is a great memory of your childhood?</p>
<p>Science: Challenge http://stemnorth.nbed.nb.ca/feature/asd-n-weekly-steam</p>	<p>Science: Field Journals Go find that notebook that you got for Christmas, your birthday, or the last time you went to the dollar store. Now go outside and observe 3 cool things in nature. Write a clear description and draw a labelled picture of each thing. Share it with a family member.</p>
<p>Music: https://www.flocabulary.com/ Listen in on a cool learning rap Click on Log In-top right menu bar Username: pepper2868 Password:orange2596 Listen to: Fact or Opinion-Grades 1-5, or Who,What,When,Where,Why Grades K-5</p>	<p>Listen to a song that you like. What words rhyme? Can you sing all the words? How about writing your own song or rap? Ideas: My Morning Routine Rap Homework Rap My Crazy Pet Rap</p>
<p>Fun Friday Art Lesson: Tin foil art http://www.piikeastreet.com/2012/04/modern-tin-art/</p>	<p>Fun Friday Art Lesson: Line Art Draw 10 lines across a page from one side to another. They may cross or intersect in any way. Color in the sections that the lines have formed. You decide on the colors.</p> 
<p>French: http://www.lalunedeninou.com/ Lots to try here: Click on L'arc en ciel(rainbow) to practice saying color names and play color games.</p>	<p>Practice saying the words for French colors: Remember our arc en ciel(rainbow) song? Can you name the colors in what you're wearing? What about what your sibling or parents are wearing?</p>