

Mrs. Sullivan's Home Learning Choices

Week Of April 6-10

Online

or

On Hand

Math

Math

Reflex Fact Practice

This is a webpage your child has used frequently in the past.

Link:

<https://www.reflexmath.com/>

Students should know how to log in, but email me if they can't remember their passwords and I will send it to you.

Play a game:

Tens Go Fish: Play Go Fish by making card number pairs that add to ten. Ask for the number you need to add to a card in your deck make a total of ten. Use joker as wild card.

Tens Concentration: Remove Jack, Queen, King, Deal cards in three rows, face down. Turn over 2 cards at a time. Try to make pairs whose sum is ten.

Turnover (War): Each person turns over a card, first to correctly call out the sum of two cards =1 point. First to 5 points wins

Tens Dice Game: Each person takes turns rolling two dice. Each roll where the dice add to make ten=1 point. First to 5 points wins

This Week's Theme: Measurement –Use centimeters for all games

<https://www.splashlearn.com/math-skills/second-grade/measurements/measure-length-metric-units>

<https://www.funbrain.com/games/measure-it>

<https://www.abcya.com/games/measuring>

<https://www.topmarks.co.uk/r.aspx?sid=5368>

This Week's Theme: Measurement

Measure a long jump:

Mark a spot as a starting line and with two feet on the floor, take the longest jump you can.

How far can you go?

Jazz it up:

Estimate the distance first, and then measure it



Measure a snowbank:

Use a shovel, stick, or your own body and measure the height of the tallest snowbank in your yard.

Check it again in a few days. What happened?



Measure the people in your family:

Do one at a time, against a wall. Use your hand, a piece of tape, Post-it, or sticker to mark their height.

How tall is everyone?











Draw line lengths: Use paper, pencil, ruler/measuring tape. If none, use your pinky to estimate.

Try to draw an estimated line that is exactly 2 cm, 5 cm, 17 cm.

Measure to see how long it actually is. How close were you?



<p>Literacy: This week's theme: Caring</p> <p>http://aminahsworld.org/ Make a caring sign using this art site</p> <p>https://www.abcya.com/games/abcya_paint Paint a caring sign here. Let your imagination GO!</p> <p>https://www.abcya.com/games/friendly_letter_maker We've used this one in class before.</p> <p>https://pbskids.org/daniel/games/make-a-card Enjoy card making!</p> <p>https://www.toonytool.com/ Make a cartoon to make someone laugh</p> <p>http://www.readwritethink.org/files/resources/interactives/comic/ Make a funny comic</p> <p>https://www.storyboardthat.com/storyboard-creator Make a storyboard-how silly can it get?</p>	<p>Literacy: This week's theme: Caring</p> <p>Make a sign for your kitchen or living room window. Think of a positive message you can write on it. Tape it up.</p>  <p>Picture from BBC.com</p> <p>Make a card or letter to someone you love in your home.</p> <p>Read/give it to them at supper tonight.</p>  <p>Draw a cartoon or comic where something funny happens. Share it with someone and see if they laugh.</p>  <p>Make a poster showing your fave:</p> <ul style="list-style-type: none"> • Supper • Sport • Toy • Animal • Dessert <p>Post it on the fridge.</p> 			
<p>30 min Reading Ideas</p> <p>Tumblebooks-Your choice</p> <p>https://swv44svru02.gnb.ca/login?url=http://www.tumbleboooklibrary.com/auto_login.aspx?U=nbllib&P=libra Our class library card number is: 013288785 (Copy and paste)</p> <p>https://www.storylineonline.net/ Your choice</p> <p>http://www.professorgarfield.org/toon_book_reader/index.html Your choice</p> <p>https://www.starfall.com/h/ir-3plays/?sn=im-reading Your choice</p> <p>http://www.nourishinteractive.com/kids/healthy-games/11-kids-fun-cooking-chef-game</p>	<p>30 min Reading Ideas</p> <p>Look at a family photo album or your baby pictures.</p> <p>How have you changed? Which picture do you like the best?</p>  <p>Read to yourself. Choose any book you want. Cuddle up in a comfy spot, with a pillow or blanket.</p>  <p>Read aloud to someone. Choose a book you can read. Practice first on your own.</p>  <p>Read a Recipe: Go through any cookbooks your family may have. Find the one that looks the most delicious. What was it?</p> 			

Other Subjects

<p>Wellness: Please see Miss Downey's Teacher Page for weekly activities http://nsee.nbed.nb.ca/teacher/miss-downey</p>	<p>Wellness: Make a ditch: It's that time of year when water is running everywhere. Go outside and grab a stick or shovel, and make a ditch to let the water flow away from the driveway or a large puddle in your yard.</p>
<p>First Nation's/Culture Please see Ms. Mountain's Teacher Page for weekly activities http://nsee.nbed.nb.ca/teacher/ms-mountain</p>	<p>First Nation's/Culture All My Relations: Draw a family tree that goes to your great grandparents</p>
<p>Science: Challenge#1 Grades 3-5 Bird Feeder http://stemnorth.nbed.nb.ca/sites/stemnorth.nbed.nb.ca/files/doc//y2020/Mar/asdn_weekly_steam_issue_1.pdf</p>	<p>Science: Nature Hunt: Can you spot: a bird, an animal track, a tree bud, moss, lichen?</p>
<p>Music: Try these virtual Boomwhackers. Play You tube Popcorn https://www.musick8kids.com/html/play_bw.php</p>	<p>Music: Can you make your own boomwhackers from different length toilet paper rolls, plastic bottles, wrapping paper rolls, or sticks? Show us your talent!</p>
<p>Fun Friday Art Lesson: Draw Spring Stuff-You Choose https://www.youtube.com/playlist?list=PLnoO3k54vcBRiV8USys5g9UMwyUf5KJWV</p>	<p>Fun Friday Art Lesson: Go outside and find interesting objects- a tree branch, rock, leaf. Draw and try to use shading, or Arrange in a way that is pleasing to you to look at from one of your windows</p>