

*Mrs. Sullivan's Home Learning Choices*

*Week Of April 20-24*

*Online*

*or*

*On Hand*

*Math*

**Reflex Fact Practice**

This is a webpage your child has used frequently in the past.

Link: <https://www.reflexmath.com/>

Students should know how to log in, but email me if they can't remember their passwords and I will send it to you.

Mathology: Little books- Read About buildings that use 3d shapes  
<https://schmedia.pearsoncanada.ca/mlb/book.html?code=3G8&batch=B4>

**This Week's Theme: Arrays**

<http://www.2.vancees.net/arrays-around-us.html> Real life Arrays

<https://education.abc.net.au/res/i/L2056/index.html> Pobbles

<https://www.education.com/game/candy-shop/> Candy Shop Arrays

<https://www.scootle.edu.au/ec/viewing/L106/index.html> Arrays

<https://www.topmarks.co.uk/Flash.aspx?f=multiplication> Make multiples

<https://www.splashlearn.com/math-skills/third-grade/multiplication-facts/multiplication-as-repeated-addition>

Written Form

<https://mrnussbaum.com/rectangular-arrays-online> Arrays Quiz

<http://www.jennyknappenberger.com/apple-print-arrays/> Art

*Math*

**Watch the demo video for Circles and Stars posted here:**

<http://nsee.nbed.nb.ca/mrs-sullivan/video/circles-and-stars-game-0>

**Play Circles and Stars:** Practice skip counting when you add your star totals. Good luck, and don't forget the fist pump if you win!

**Lollipop Problem:** I have a bag of lollipops. I shared them out evenly between myself and Ms. Downey, and there was one left over. Then Ms. Whitney, Mrs. Stewart, and Ms. Mountain came along. So I gathered all the lollipops back and shared them out evenly between us all. Now there were two lollipops left over. How many lollipops could have been in the bag?

**This Week's Theme: Arrays**

**Make Arrays**

Gather together small items from around the house and place them in arrays. (Rows and columns)

Can you make a :  
 3 by 5 array?  
 2 by 4 array?  
 An array with 14 items?



**Scavenger Hunt**

Can you find 5 objects that are arranged in arrays around your house?

Here's mine:

- Muffin tin
- Lego top
- Egg carton
- Stack of dishes
- Window panes




**Chocolate Box**

Cut out 36 small squares of paper, or use 36 same sized small items like Lego pieces, pennies, paper clips to represent chocolate. How many **different** arrays can you arrange them in to fit in a rectangular or square box?












**Array City**

Cut out house or apartment paper shapes with a roof. This is your base. Cut out rectangles or squares to act as the windows. Glue on buildings. Make a whole row of them with different rooftops, window amounts.



youclevermonkey.blogspot.com

<p><b>Literacy: Theme: Rube Goldberg Machines</b></p> <p>View This You Tube Video first:  <a href="https://www.youtube.com/watch?v=qybUFnY7Y8w">https://www.youtube.com/watch?v=qybUFnY7Y8w</a> OK Go!</p> <p><a href="https://www.youtube.com/watch?v=IMbol4cOAUQ">https://www.youtube.com/watch?v=IMbol4cOAUQ</a> Audri's Monster Trap  <a href="https://youtu.be/ICv5owYrW4w">https://youtu.be/ICv5owYrW4w</a> Easy Ideas</p> <p><a href="https://youtu.be/pMpmi5YMcg">https://youtu.be/pMpmi5YMcg</a> Good Old Sesame Street!</p> <p><a href="https://www.youtube.com/watch?v=t5K-xbHFmEg">https://www.youtube.com/watch?v=t5K-xbHFmEg</a> The Story Of Rube Goldberg  <a href="http://www.infinitecat.com/games/tom-n-jerry.html">http://www.infinitecat.com/games/tom-n-jerry.html</a> Tom and Jerry</p> <p><a href="https://www.msichicago.org/fileadmin/Activities/Games/simple_machines/">https://www.msichicago.org/fileadmin/Activities/Games/simple_machines/</a> Simple Machines</p> <p><a href="http://www.physicsgames.net/game/Fantastic_Contraption.html">http://www.physicsgames.net/game/Fantastic_Contraption.html</a>  Fantastic Contraption</p>		<p><b>Literacy: Theme: Rube Goldberg Machines</b></p> <p><b>Gather household materials and choose steps</b>  Step 1-Action starts  Step 2 } Each step  Step 3 } causes  Step 4 } another            } reaction  Step 5 Final task</p> <p>Test and tweak your design.  Make a tally count of tries it took to work.</p> <p>          </p>		<p><b>Materials/Steps:</b></p> <p>Make a list of the materials you used in your idea.</p> <p>Draw a step- by-step chart of your Rube Goldberg idea.</p> 	<p><b>Advertise:</b></p> <p>Make a poster to advertise the reveal of your incredible machine. Tell the date and time of your live demonstration.</p> <p>Put it on the fridge or read it aloud to your family.</p> 	<p><b>Explain:</b></p> <p>Before you start your chain reaction, explain the steps to your audience.</p> <p>Then let 'er rip!</p> <p>Did it work?</p> 
<p><b>30 min Reading Ideas</b></p> <p>Log in to Razz Kids using the password icon I will email to your parent.  Steps: Log in to <a href="https://www.raz-kids.com/">https://www.raz-kids.com/</a></p> <p>Click the green login button on the right</p>  <p>Enter your Teacher's Username: <b>Sully3</b></p>  <p>Click on your name from the list:</p>  <p>Click on your password: It's a picture!</p>  <p>Once you get in, look at the top Left, where it says Kids A-Z Reading. Click on the word <b>Reading</b>, then choose <b>Level Up</b>  The books you see are ones <b>I've chosen for you to read</b>. Each time you finish a book and answer questions, you earn <b>\$ to spend!!!</b></p>		<p><b>30 min Reading Ideas</b></p> <p><b>Where do you read?</b>  Are you a bed stretcher, couch cuddler or chair curler?  Draw a pic of yourself reading or get a parent to take a pic and email it to me. I'm starting a post on our class webpage.</p> 		<p><b>What are you reading?</b>  What is the book you're currently into?  What is your favourite part?  Design a new front cover your book.</p> 	<p><b>Who do you read?</b>  Draw a picture of the main character. What 3 words would describe their personality?  If you could give advice to them, what would you tell them?</p> <p>funny  Caring  smile</p>	<p><b>How do you read?</b>  Which strategy do you use the most?</p> <p>-Did that make sense?  -Reread  -Stretch sounds  -Picture clues  -Skip and go back  -Guess and check</p> <p>Ask others in your family what their strategy is. Now show them how you practice your strategy.</p>

## *Other Subjects*

<p><b>Wellness:</b> Please see Miss Downey's Teacher Page for weekly activities <a href="http://nsee.nbed.nb.ca/teacher/miss-downey">http://nsee.nbed.nb.ca/teacher/miss-downey</a></p>	<p><b>Wellness:</b> Go outside and get a stick, and a flat rock. Draw a hopscotch. Challenge someone in your family to a game!</p>
<p><b>First Nation's/Culture</b> Please see Ms. Mountain's Teacher Page for weekly activities  <a href="http://nsee.nbed.nb.ca/teacher/ms-mountain">http://nsee.nbed.nb.ca/teacher/ms-mountain</a></p>	<p><b>First Nation's/Culture</b> Supper Table Talk: If you could trade places with your parents for a day, what would you do differently? What is your favorite family tradition? What is your earliest memory?</p>
<p><b>Science: Leaves</b> <a href="https://www.meddybemps.com/Leaves/SortByShape.html">https://www.meddybemps.com/Leaves/SortByShape.html</a> Lots of leaf ideas on this page</p>	<p><b>Science:</b> Go for a walk outside and collect 10 different leaves. Lay them out and compare their surfaces, edges, texture, veins. Can you sort them in 3 different ways? Make a leaf rubbing if you can!</p>
<p><b>Music: Che Che Koolay</b> <a href="https://www.youtube.com/watch?v=hldp_Nj0tgk">https://www.youtube.com/watch?v=hldp_Nj0tgk</a> Keep the rhythm!</p>	<p><b>Music: Shake /Rhythm</b> Make a music shaker out of a Ziploc bag with uncooked rice in it. Find something to use as a drumstick Play along with the rhythm of the video link, or to a song you love!</p>
<p><b>Fun Friday Art Lesson:</b> <a href="https://www.tes.com/lessons/c3ub41deQ_7Tuw/easy-found-and-recycled-art-for-kids?feature=embed">https://www.tes.com/lessons/c3ub41deQ_7Tuw/easy-found-and-recycled-art-for-kids?feature=embed</a> Lots of choices for recycled art ideas</p>	<p><b>Fun Friday Art Lesson:</b> Happy Earth Day April 22! Make some art out of recycled things- bottle caps, egg cartons... whatever!</p>
<p><b>French:</b> <a href="https://www.youtube.com/watch?v=nJ03KjwiIVM">https://www.youtube.com/watch?v=nJ03KjwiIVM</a> Sing along!</p>	<p><b>Food Labels:</b> Go find a few foods from the cupboard and read the French words for them. Practice saying them.</p>