

Mrs. Sullivan's Home Learning Choices

Week Of April 14-17

Online

or

On Hand

Math

Math

Reflex Fact Practice

This is a webpage your child has used frequently in the past.

Link:

<https://www.reflexmath.com/>

Students should know how to log in, but email me if they can't remember their passwords and I will send it to you.

Play a game:

Tens Go Fish: Play Go Fish by making card number pairs that add to ten. Ask for the number you need to add to a card in your deck make a total of ten. Use joker as wild card.

Tens Concentration: Remove Jack, Queen, King, Deal cards in three rows, face down. Turn over 2 cards at a time. Try to make pairs whose sum is ten.

Turnover (War): Each person turns over a card, first to correctly call out the sum of two cards =1 point. First to 5 points wins

Tens Dice Game: Each person takes turns rolling two dice. Each roll where the dice add to make ten=1 point. First to 5 points wins

This Week's Theme: 3D Shapes

<https://www.turtlediary.com/game/edges-and-faces.html>

<https://www.education.com/game/2d-3d-shapes/>

<https://www.starfall.com/h/geometry/enviro-shapes/?t=291721973>

https://mathsframe.co.uk/en/resources/resource/115/sorting_3d_shapes_on_a_venn_diagram#

<https://www.turtlediary.com/game/3d-shapes.html>

http://www.sheppardsoftware.com/mathgames/earlymath/shapes_shoot.htm

<https://www.topmarks.co.uk/Flash.aspx?a=activity20>

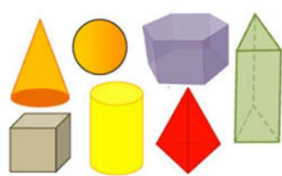
<https://www.easypeasyandfun.com/toilet-paper-roll-dogs/>

This Week's Theme: 3D Shapes

Shape search:

Go on a hunt for objects in your house: how many cubes, rectangular prisms, cylinders, cones, pyramids, spheres can you find.

Take a picture and email it to me!



Shape Sort:

Use the items you found in your Shape search on the kitchen or coffee table.

Sort the shapes this way:
6 faces/ Less than 6 faces
1 vertex/More than 1 vertex
More than 6 edges/Less than 6 edges



Shape Guess:

Use the items you found in your Shape search. Find a non-see through bag. Place an object in the bag from your shape hunt. Give a clue about the object's faces, edges or vertices. Ex: It has 6 faces. Can anyone guess it?











Shape animal:

Can you make an animal using a cylinder? Use an empty cardboard toilet paper or paper towel roll.

Then use paper and pencils, markers, glue/tape to add legs, etc.



<p>Literacy: This week's theme: Entertaining</p> <p>https://www.youtube.com/watch?v=CXAhfpF1aUE Make stick puppets</p> <p>https://www.youtube.com/watch?v=646Akz7CNjg Make a stage</p> <p>http://www.crayola.ca/crafts/stick-puppet-theatre-craft/ Read about making a stage</p> <p>https://www.thewiseowlfactory.com/free-3-billy-goats-play.pdf</p> <p>https://www.thewiseowlfactory.com/Little-Red-Hen-readers-theater-play.pdf</p>	<p>Literacy: This week's theme: Entertaining</p> <p>Choose a favourite fairy tale story. Ex: Three Little Pigs Red Riding Hood</p> <p>Make stick puppets: Draw/color each character you need for the story. Cut out. Tape to a pencil, popsicle stick, straw, or twig.</p> <p>Set up your stage and practice</p> <p>Use the back of a couch, or behind an empty box. Decorate the box if you'd like.</p> <p>Practice saying the parts with great expression and loudness to tell the story Write the parts out if you'd like. (Like we did for our Dragon's Den)</p> <p>Make a poster advertising your home performance tomorrow.</p> <p>Tell the place and time. Draw and color a scene on the poster.</p> <p>Post it on the fridge.</p> <p>Perform! Present your play! Don't forget to introduce your characters. Have a place where the audience will sit. Take a bow at the end.</p> <div style="display: flex; justify-content: space-around; align-items: center;">     </div>				
<p>30 min Reading Ideas</p>		<p>30 min Reading Ideas</p>			
<p>Tumblebooks-Your choice https://svv44svru02.gnb.ca/login?url=http://www.tumblebookebooklibrary.com/auto_login.aspx?U=nbllib&P=libra Our class library card number is: 013288785 (Copy and paste)</p> <p>https://www.storylineonline.net/ Your choice</p> <p>http://www.professorgarfield.org/toon_book_reader/index.html Your choice</p> <p>https://www.starfall.com/h/ir-3plays/?sn=im-reading Your choice</p>	<p>Read the grocery flyers.</p> <p>Look through this week's flyers. Take a pen and circle your favourite things. How much do they cost?</p> 	<p>Read to yourself. Choose any book you want. Cuddle up in a comfy spot, with a pillow or blanket.</p> 	<p>Read aloud to someone. Choose a book you can read. Practice first on your own.</p> 	<p>Word Work: Can you make 30 words using these? a e e o c l n r t</p> <p>Must have 3 letters, be spelled correctly, and no proper nouns. Use all the letters. Can you get the final word?</p> 	

Other Subjects

<p>Wellness: Please see Miss Downey's Teacher Page for weekly activities http://nsee.nbed.nb.ca/teacher/miss-downey</p>	<p>Wellness: Obstacle course: Make a homemade circuit training course with 5 elements, in or outside. Have your family try it. Ex: Jump and touch door frame top 5 times, walk up and down stairs twice, do 20 wall push ups against the front door, etc.</p>
<p>First Nation's/Culture Please see Ms. Mountain's Teacher Page for weekly activities http://nsee.nbed.nb.ca/teacher/ms-mountain</p>	<p>First Nation's/Culture Table Talk: At supper tonight, everyone answers this: If I could travel to any place in the world, I would like to visit... If I could do any job in the world I would... If I could have any talent, I would...</p>
<p>Science: Watch: Cane's Arcade https://www.youtube.com/watch?v=falFNkdq96U Can you make your own?</p>	<p>Science: Make a pinball arcade game out of cardboard boxes, paper and recycled items. Does it work?</p>
<p>Music: Junkyard Music Maker https://pbskids.org/peg/games/music-maker</p>	<p>Music: Tissue Dance</p> <ul style="list-style-type: none">• Each person places a tissue on their head.• Play a fave song. When the music starts, everyone starts dancing.• If your tissue falls on the ground, you are out unless you can catch it before it touches the floor, and put it back on your head and continue• Last person standing wins
<p>Fun Friday Art Lesson: Make a suncatcher out of old crayons. Send me a pic! http://www.crayola.ca/crafts/raindrop-sun-catcher-craft/</p>	<p>Fun Friday Art Lesson: Draw a picture of what you see when you look outside a window in your house. Choose one that has a special scene. Remember foreground, midground, and background.</p>